



## Module summary

The flashcard plugin helps to memoizing things and helps reinforcing the long term memory. This plugin implements the Leitner method who discovered the effect of the information refresh reptition in the memorial reinforcement. The more you update an information, deeper is the engraming of the information into the neural network.

Leiner also discovered that in a set of things to learn and memorize, some items will resist to the engraming (some times not the apparently hardest). The leitner method uses both "repetition" and "focus to resistive items" to optimize the learner's learning time.

The plugin proposes to check regularly a set of associations presented as a card set. On each card is printed a question and the answer on the other side. Question and answer may be just texts, a pair of linked concepts, but card sides also can use media such as sound, image or video.

The flashcard activity will propose a challenging way to learn and memorize the associations.

When the game starts, cards are all placed in the first deck, which is known as being the hardestst deck. Sudents are asked to check the different decks, from the hardest to the easiest. The learner will review the deck and trying to remind the answer. The learner self assesses his answer and will declare it has passed or not. When a card is passed, it migrates to the next easier deck. Of course, easier decks will be scheduled less frequently or revision, thus concentrating the effort and learning time on harder items.

The final goal of the activity is to migrate all cards in the last (easiest) deck.


To harden the exercice, you may activate an erosion feature that will migrate back cards upwards if they are NOT revised as required.

# Cours thematique


[Dashboard](#) / [My courses](#) / [THEMA](#) / [Topic 1](#) / [Test flashcard](#) / [Flash Cards](#) / [Test flashcard](#)

**Leitner play**   [Free play](#)   [Summary](#)   [Edit the cards](#)


**Hard set**  
Remains : 0 card(s)



**Middle effort set**  
Remains : 1 card(s)



**Easy set**  
Remains : 0 card(s)



[Back to course](#)

## Guides

- [Install Guide](#)
- [User Guide](#)
- [Technical Guide](#)

## Features

- Activity configuration and setup (teacher)
  - Media type on front side (text, sound, image, video)
  - Media type on rear side (text, sound, image, video)
- Creating cards (teacher)
  - Unit creation
  - Importing cards (text/text)
- Training (student)
  - Free play
  - Leitner play
- Stats and results (teacher)

## Technical sheet Flashcard Set Module

- **Component type:** Activity module
- **Name:** Flashcard (Cartes flash - Système de Leitner)
- **Versions:**  to 

- **Old versions:** 1.9, 2.2 to 2.6
- **Distribution:** Public and **PRO**
- **Availability:** Stable
  
- **Repository:** [https://github.com/vfremaux/moodle-mod\\_flashcard](https://github.com/vfremaux/moodle-mod_flashcard)
- **Unit tests:** [https://travis-ci.org/vfremaux/moodle-mod\\_flashcard/branches](https://travis-ci.org/vfremaux/moodle-mod_flashcard/branches)
- **Distributor:** Activeprolearn SAS

Important : [read our plugin support policy](#)

---

## Credits

- Gustav Delius
- Tomasz Muraz
- Valery Fremaux : Developement
- Florence Labord : Tests and Graphic

[Plugins index](#) - [Back to catalogue](#)

From:

<https://docsen.activeprolearn.com/> - **Documentation Moodle ActiveProLearn**

Permanent link:

<https://docsen.activeprolearn.com/doku.php?id=mod:flashcard&rev=1777893314>

Last update: **2026/05/04 11:15**

