

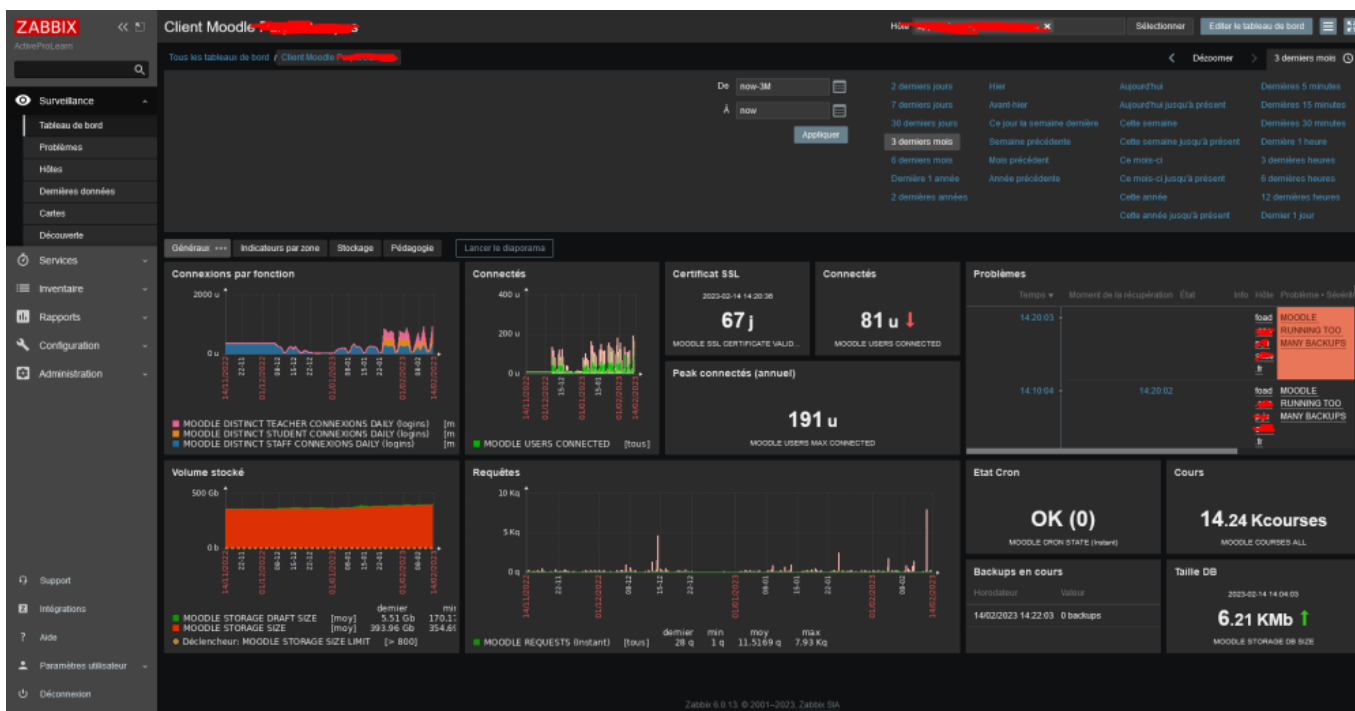


# Zabbix Report

## Rendering samples

These renderings are obtained from Zabbix Dashboards build on basis of the collected indicators. Provided models provide standard dashboards attached to the model file.

## General indicators



## Targeted indicators by Course Category

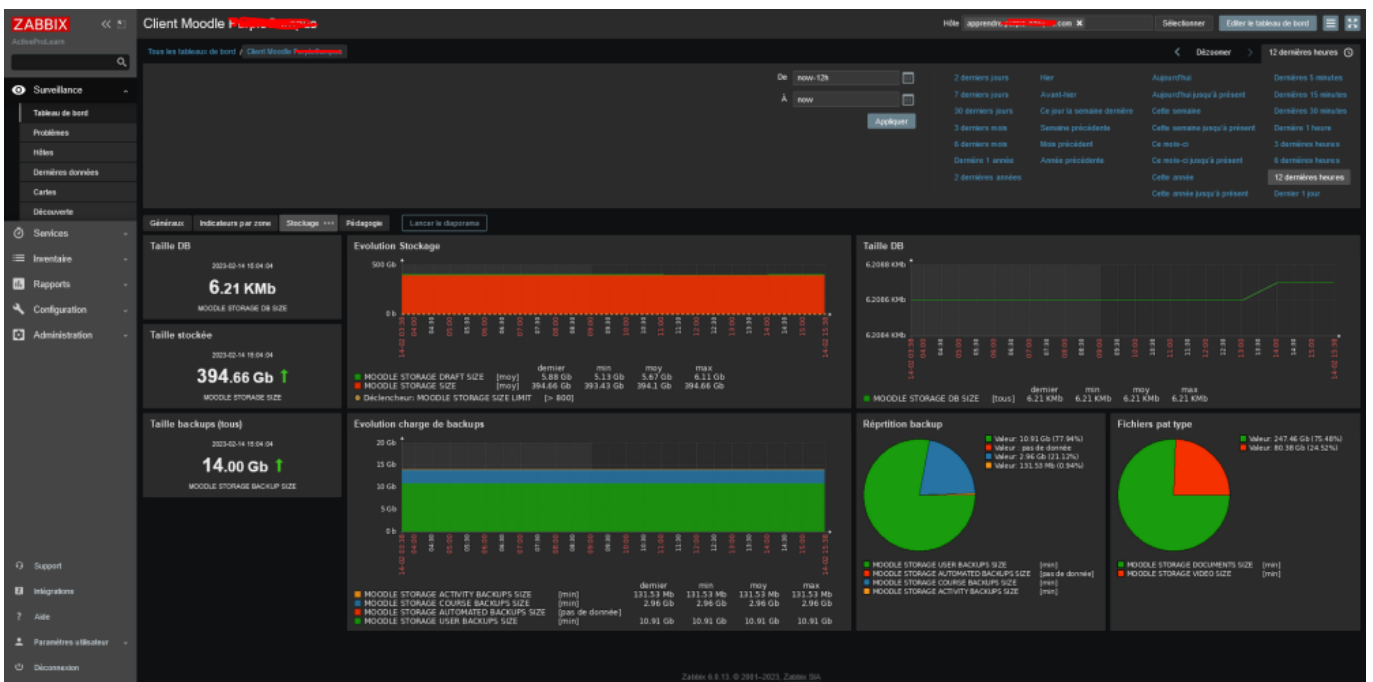
This screenshot illustrates the Pro feature using the Discovery methods of Zabbix. Zabbix will dynamically discover the categories (in a configured scope and deepness) and will update the widget prototypes accordingly.

You will need the Pro extension and a registered License Key to activate this capability.



## Dimensioning indicators (storage)

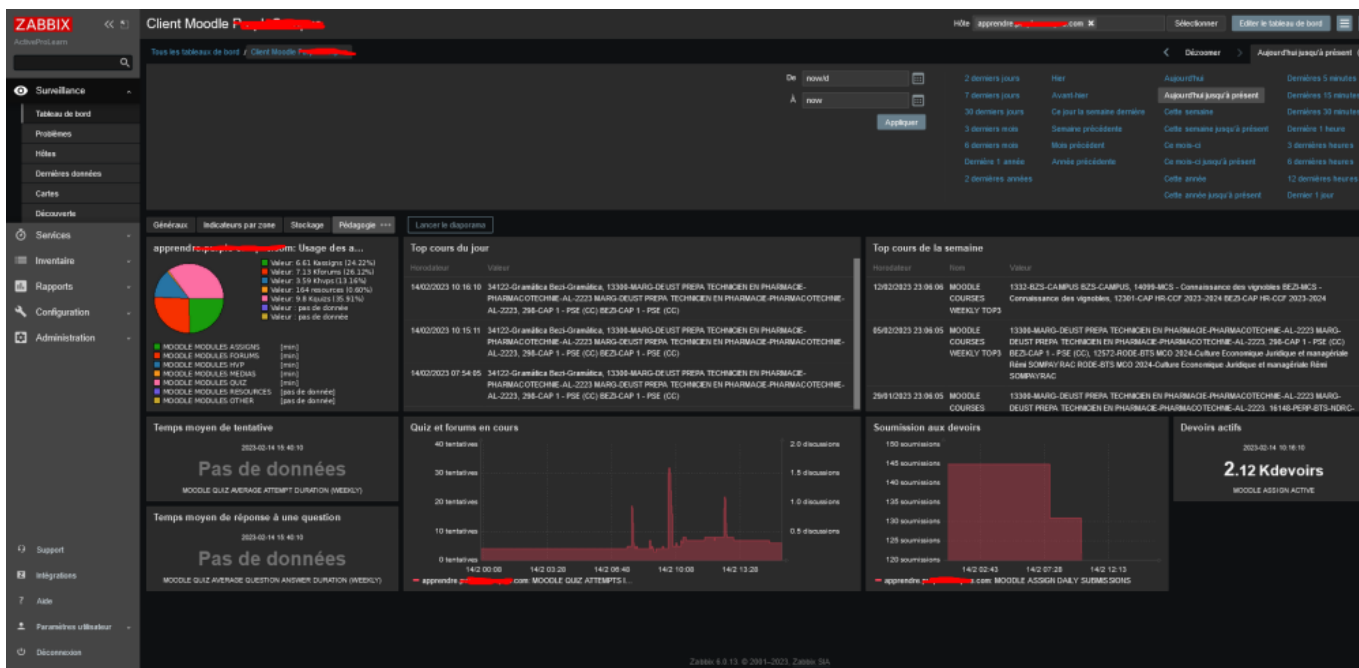
This dashboard illustrates how to monitor major dimensioning indicators, such as DB size and storage size.



# Pedagogical indicators

As Zabbix Sender report plugin has far more than technical purpose, it can send a lot of data allowing accurate and rich pedagogic monitoring.

the additional “Pro” feature (needs a License Key) will allow Moodle Administrators to define new indicators on the fly, without coding, based on SQL queries on the moodle database model.



# Course indicators

A complete dashboard can be drawn to have an overview of popular courses, monitor courses without students, or without teachers. there is yet a lot to do and to invent to build powerful tools for the administrator, and valuable stat reports for the stakeholders.

The screenshot displays the Zabbix MOODLE STATS dashboard. On the left is a navigation sidebar with categories like Surveillance, Services, and Administration. The main area features a top navigation bar with filters for 'De' (now-1MM) and 'À' (now-1MM), and a 'Mois précédent' button. Below this are several data cards: 'Cours' (349 courses), 'Cours non actifs (1 an)' (0 courses), 'Cours ans étudiants (roles)' (142 courses), and 'Cours sans enseignants' (89 courses). There are also 'Top cours (jour)' and 'top cours (Semaine)' sections with tables listing course IDs and names. A 'Cours' bar chart shows 'MOODLE COURSES VISIBLE' (blue) and 'MOODLE COURSES NON VISIBLE' (red) over time. On the right, there are lists for 'Liste des cours sans enseignants' and 'Liste des ocurs sans étudiants'. The bottom of the dashboard shows the Zabbix version (5.0.13) and copyright information (© 2001-2023, Zabbix SIA).

[Back to Zabbix Report index](#) - [Back to plugin index](#) - [Back to catalog](#)

From:

<https://docsen.activeprolearn.com/> - **Documentation Moodle ActiveProLearn**

Permanent link:

<https://docsen.activeprolearn.com/doku.php?id=report:zabbix:screenshots>

Last update: **2026/04/23 10:30**

