

Manage questions

Magtest multitrack test

Each magtest manages a set of question that needs collecting a score for each output category when the user answers.

the question list allows managing questions.

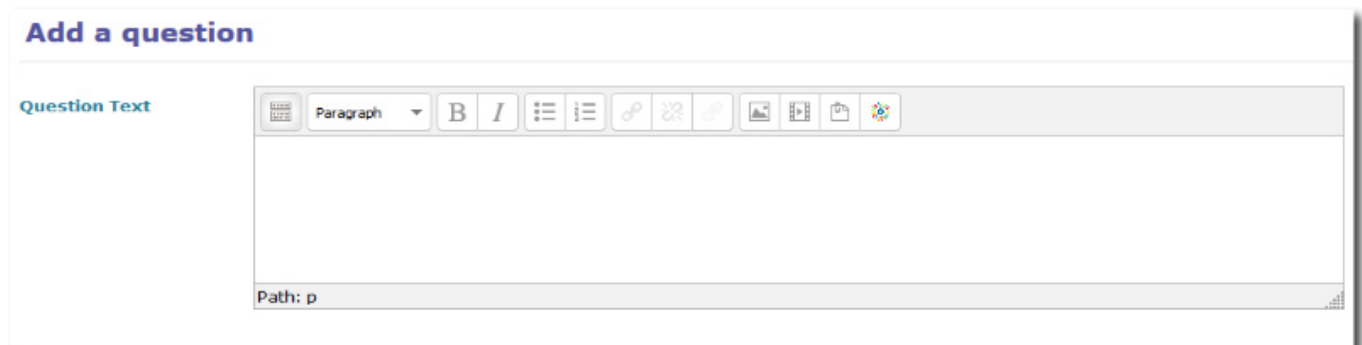
Programming questions will depend on the answer mode.

If *singlechoice* option is off, the student is proposed an assertion for each output category. The student will have to choose “one of” the available assertions as an answer. The weight of the answer will be added to its corresponding category score, and none to the other categories.

If *singlechoice* option is on, the student only has to answer “yes” or “no” (or click the answer checkbox). when a question is marked for answer, the weights of each answer is added to their respective category score tracks. If the question is not marked, no score will be added to any category track.

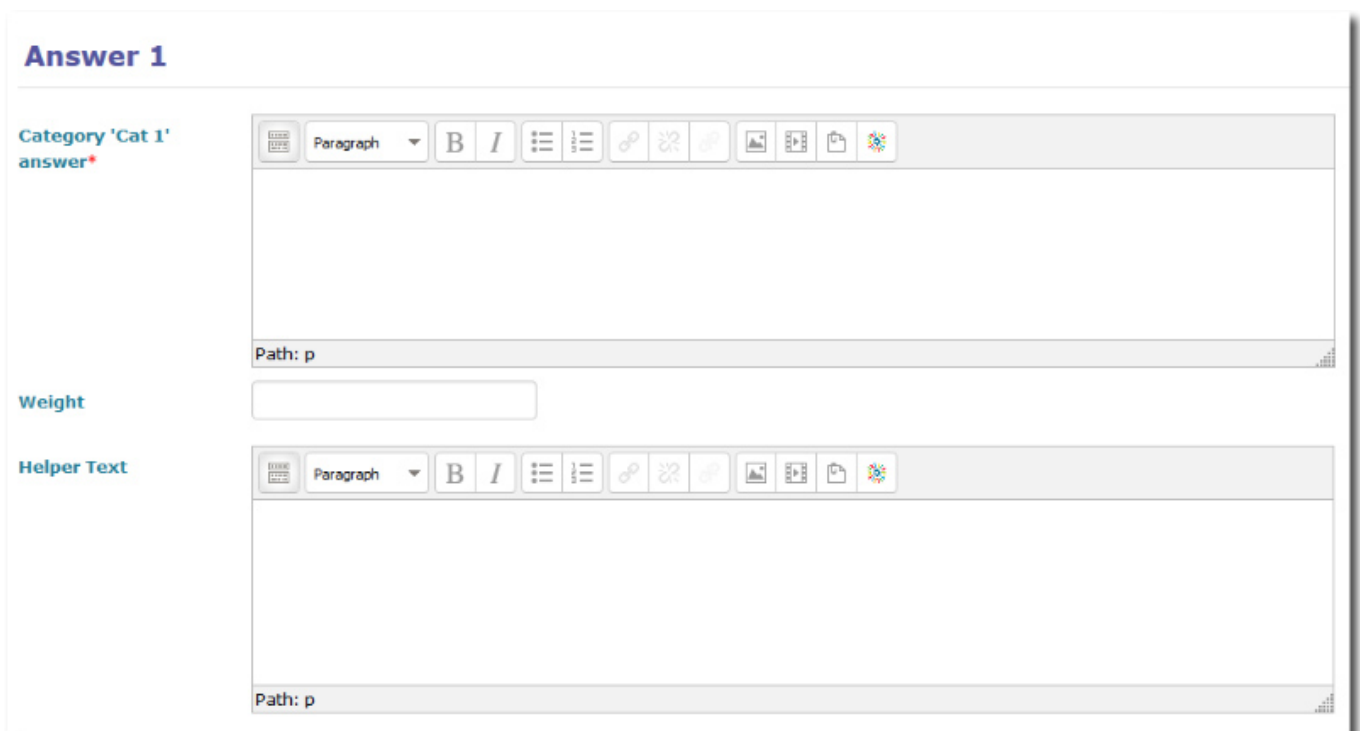
Adding a question

Once categories are defined, you may add questions to the magtest:



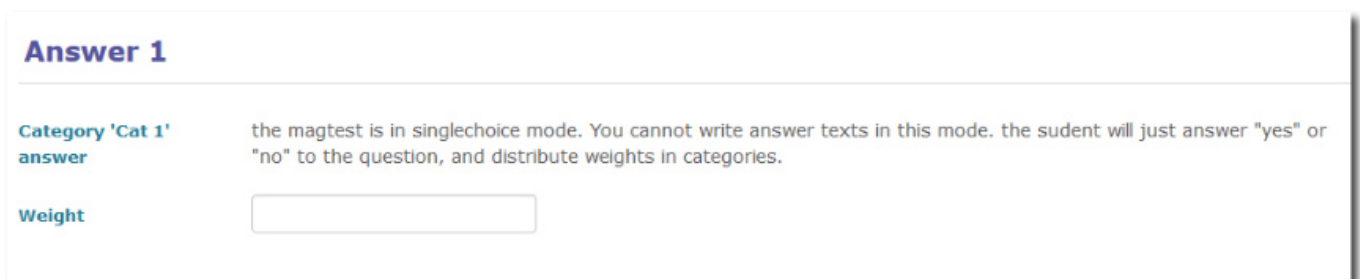
Question just ask you for the question sentence. You will then asked for same amount of answers of categories.

If *singlechoice* option is off, you need input a text for the answer and an optional helper.



In this case, the weight input may not be present if you didn't asked for weighting answers (the default). All scores are weighted to 1 by default.

If *singlechoice* option is on, you will just be asked for the weight (question score to add to category track), as no answer text is displayed for students.



Importing questions

You can import questions using a simple CSV file respecting the following format:

Question import format

Import file must be UTF8 encoded, separated with “;”, one question per line and have one first column for question text. Following example are given assuming 3 categories A, B, C have been defined.

If *singlechoice* options is on, next columns are weights (integer) for each category in category order.

Example:

```

this is a question 1;3;0;0
this is a second question 2;0;4;0
this is a third question 3;0;0;1

```

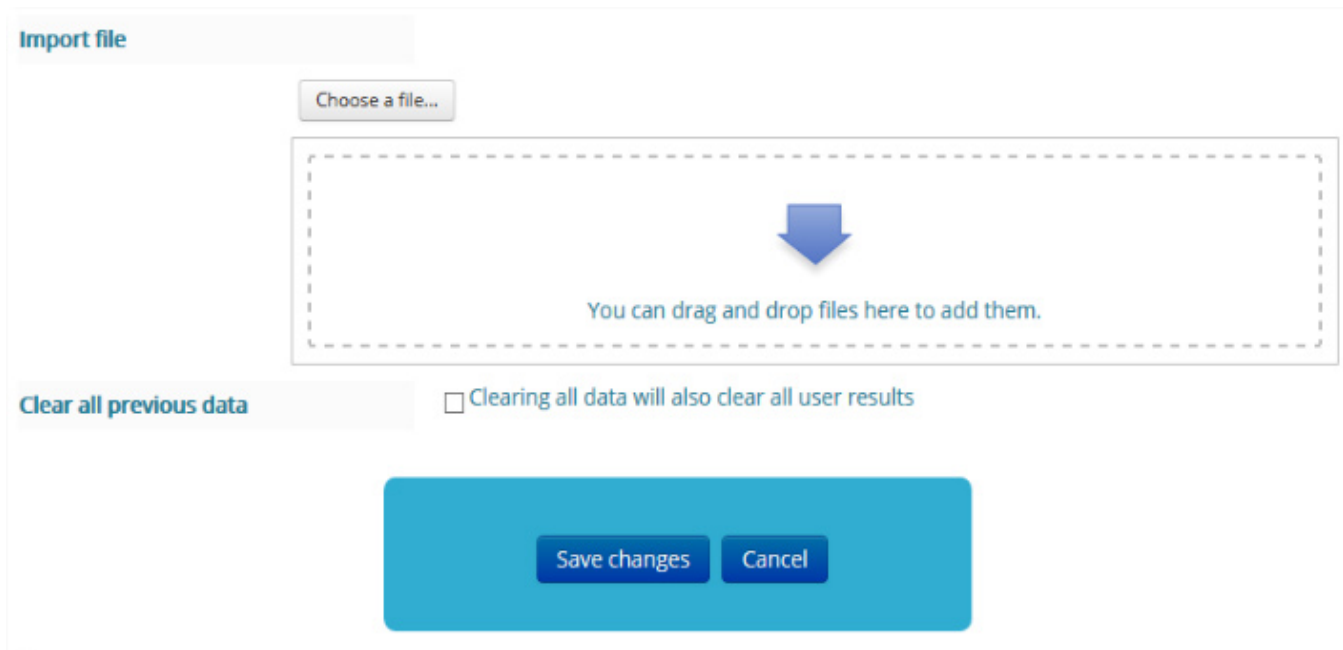
If *singlechoice* is off, next columns must feed in order : answer text, weight (1 if unweighted), and helptext for each category in order.

Example:

```

this is a question 1;answer;1;helper for answer 1;answer2;4;helper for
answer 2;answer3;1;helper for answer 3

```



Just drop the file into the file manager and click on *Save changes*. Checking the *Remove all previous data* will clear all the magtest before importing a file. If it is NOT checked, the new questions will simply be appended to the existing one. Note that if students have already passed the test, they will NOT have any score for those new questions and their result may be erroneous.

Deleting a question

Order	Question	Answer weights	Commands
1	Question text	(Cat 1: 10.00, Cat 2: 5.00)	✖ ⬆ ⬇ ⬆

To delete a questions just click the delete cross button in the rightmost control panel of any question. All answers and scores for this question will be removed. You'll find in this control panel also arrows to reorder the question set.

[Return to user guide summary](#)

Last update: 2024/04/04 15:50 mod:magtest:createquestions <https://docsen.activeprolearn.com/doku.php?id=mod:magtest:createquestions&rev=1483229998>

From: <https://docsen.activeprolearn.com/> - Moodle ActiveProLearn Documentation

Permanent link: <https://docsen.activeprolearn.com/doku.php?id=mod:magtest:createquestions&rev=1483229998>

Last update: **2024/04/04 15:50**

