

# Creating a new page

## course page format

A page format course comes from scratch with two pages (\*).

\* an "home" page \* an Administrator hidden (or protected) page

So you will very quickly need to add more pages.

First, turn the course in editing mode (moodle standard). The course GUI will add some editing buttons and activators. Locate the "Add page" button near the "Page Actions" dropdown.

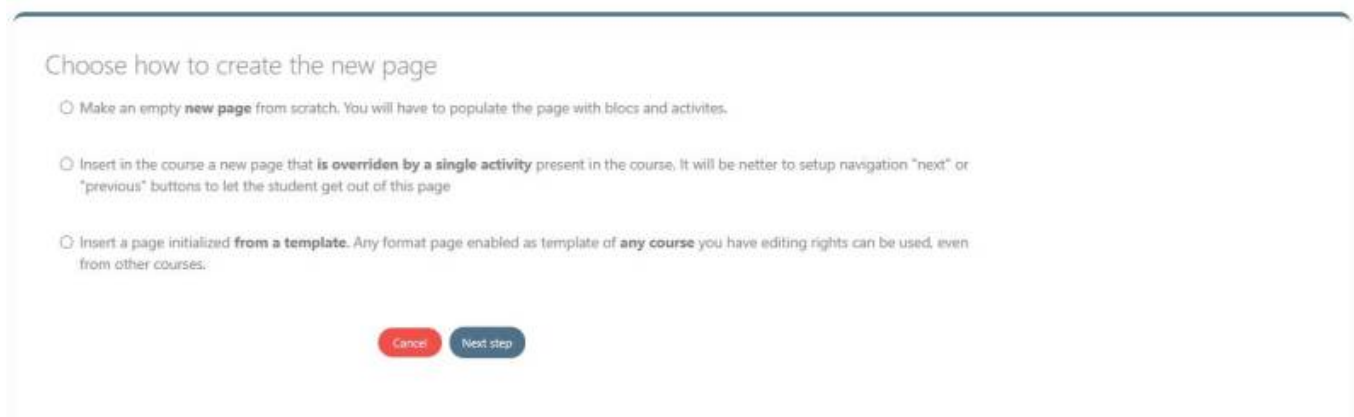


Click on the "plus" to start the "Add page wizard".

## Choosing how to create the page

Adding a page in a page format course can be done in three ways:


- Making a blank brand new page, you will have then to populate.
- Insert a page overridden by an existing activity of the course
- Making a new page from an available page template



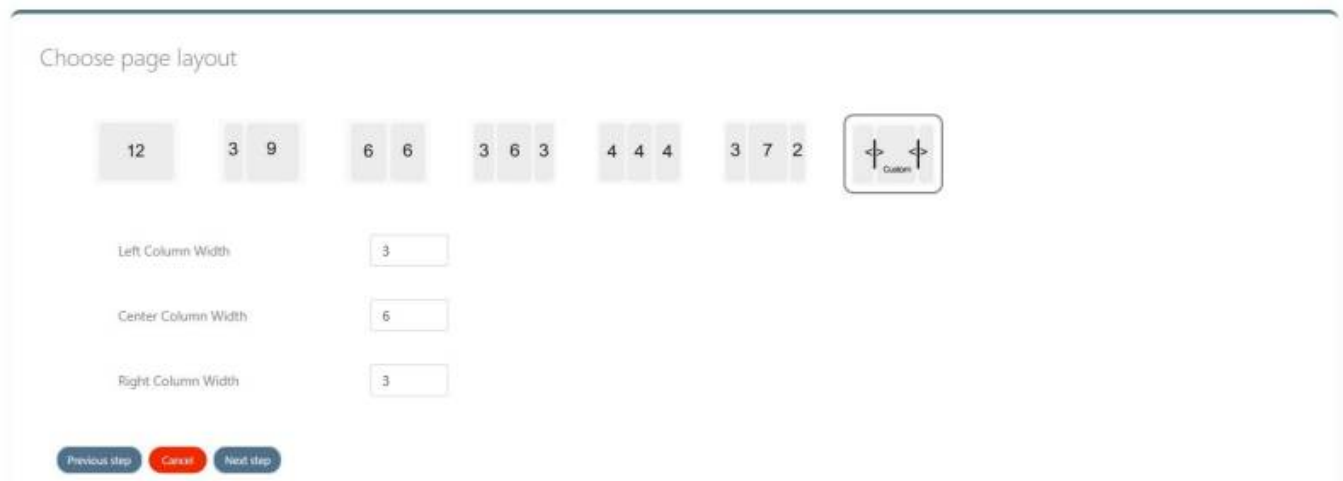
## Making a brand new page

Select the first option of the first step form, than click to **Next Step** button.

the second step when creating a new page is to choose the page layout. The page format proposes a set of predefined formats. Page formats are bootstrap divisions of the available width in 12 parts, and assigning some parts to columns.



Choosing the columns widths will produce distinct arrangements on screen that may better fit the content presentation. In case none of the predefined model is convenient, you can choose the **Custom Layout** option that let you do what you want:



You will now enter the column widths freely, but remember the sum of width divisions must be 12.

Now it's time to enter the page settings:

Page parameters

Page Name \*

Name to Show in Course Menu

Show more...

Publish to students

This page cannot be modified

Display in Course Menu

Previous & Next Link

Previous step Cancel Next step

\* Required

**Page name:** This is the visible page full name.

**Page shortname:** this is an alternate shorter name that can be used in f.e. Course Summary accessory block.

You may use also some advanced options:

Show less...

ID Number

Use page settings as default

Is global template

*(1) Your Moodle administrator may have setup a more complex course initialization, 2 pages is the "default" minimal format.*

## Crédits

- Valery Fremaux dev@activeprolearn.com : Design and coding
- Florence Labord florence@activeprolearn.com : Documentation & illustrations

[Back to User Guide index](#) - [Back to the course page format index](#) - [Back to catalog's home](#)

From:  
<https://docsen.activeprolearn.com/> - **Documentation Moodle ActiveProLearn**

Permanent link:  
<https://docsen.activeprolearn.com/doku.php?id=format:page:createpage&rev=1770742743>

Last update: **2026/02/10 16:59**

