



Activity Publisher block

Presentation

The "Activity Exporter" block allows you to create a Moodle archive (MBZ) of any activity or resource on the device in order to make a backup, and also allows you to address it as a shared resource. It can therefore be a valuable complement to the [Shared Resources](#) activity on a course.




A teacher does not have the permissions to see this block unless you add them to him.

Rendering on a course



- Choose from the drop-down list the activity to export
- Click export activity



Moutualize a resource or activity

 You arrive at the following interface:/ Check the box of the instance to be archived and validate by clicking on the link "Export in a Moodle archive".



Click on the "Publish in the library" link. You will arrive at the metadata intelligence interface to be filled in. Think about safeguarding. =====Manage publication exports===== This link via the "Activity Exporter" block allows you as its name suggests to manage your exports and see their state of publication in libraries:



<html><!-- nameoodle -></html> --- ===== Credits ===== * 2001 Valéry Frémaux (valery@activeprolearn.com) Development * 2016 Florence Labord (florence@activeprolearn.com) Documentation ===== Technical information ===== * **Component Type:** Block * **Name:** Activity Exporter * **Technical name:** block_activitypublisher * **Group:** Shared resources * **Versions:**  to  * **Distribution:** Moodle MarketPlace * **Availability:** Stable ===== See an ActiveProLearn demonstration course with this component===== [Démo Live](#) ----- [Back to plugins index](#) - [Back to subsystem index](#) - [Back to catalogue](#) <html><!-- /nomoodle -></html>

From: <https://docsen.activeprolearn.com/> - **Documentation Moodle ActiveProLearn**

Permanent link: <https://docsen.activeprolearn.com/doku.php?id=bloks:activitypublisher&rev=1781872545>

Last update: **2026/06/19 12:35**

