



Activity Publisher block

Presentation

The “Activity Exporter” block allows you to create a Moodle archive (MBZ) of any activity or resource on the device in order to make a backup, and also allows you to address it as a shared resource. It can therefore be a valuable complement to the [Shared Resources](#) activity on a course.




A teacher does not have the permissions to see this block unless you add them to him.

Rendering on a course



- Choose from the drop-down list the activity to export
- Click export activity

Moutualize a resource or activity

 You arrive at the following interface:/ Check the box of the instance to be archived and validate by clicking on the link “Export in a Moodle archive” You arrive at the following interface:!



Click on the “Publish in the library” link. You will arrive at the metadata intelligence interface to be filled in. Think about safeguarding.

Manage publication exports



This link via the “Activity Exporter” block allows you as its name suggests to manage your exports and see their state of publication in libraries:



Credits

- 2001 Valéry Frémaux (valery@activeprolearn.com) Development
- 2016 Florence Labord (florence@activeprolearn.com) Documentation

Technical information

- **Component Type:** Block
- **Name:** Activity Exporter
- **Technical name:** block_activitypublisher
- **Group:** Shared resources
- **Versions:**  to 
- **Distribution:** Moodle MarketPlace
- **Availability:** Stable

==== See an ActiveProLearn demonstration course with this component====[Démo Live](#)

[Back to plugins index](#) - [Back to subsystem index](#) - [Back to catalogue](#)

From:

<https://docsen.activeprolearn.com/> - **Documentation Moodle ActiveProLearn**

Permanent link:

<https://docsen.activeprolearn.com/doku.php?id=bloks:activitypublisher&rev=1781872490>

Last update: **2026/06/19 12:34**

