



# Activity Publisher block

## Presentation

The “Activity Exporter” block allows you to create a Moodle archive (MBZ) of any activity or resource on the device in order to make a backup, and also allows you to address it as a shared resource. It can therefore be a valuable complement to the [Shared Resources](#) activity on a course.




A teacher does not have the permissions to see this block unless you add them to him.

## Rendering on a course



- Choose from the drop-down list the activity to export
- Click export activity

## Moutualize a resource or activity

 You arrive at the following interface:/ Check the box of the instance to be archived and validate by clicking on the link “Export in a Moodle archive” You arrive at the following interface:!



Click on the “Publish in the library” link. You will arrive at the metadata intelligence interface to be filled in. Think about safeguarding.

## Manage publication exports

This link via the “Activity Exporter” block allows you as its name suggests to manage your exports and see their state of publication in libraries:





---

## Credits

- 2001 Valéry Frémaux (valery@activeprolearn.com) Development
- 2016 Florence Labord (florence@activeprolearn.com) Documentation

## Technical information

- **Component Type:** Block
- **Name:** Activity Exporter
- **Technical name:** block\_activitypublisher
- **Group:** Shared resources
- **Versions:**  to 
- **Distribution:** Moodle MarketPlace
- **Availability:** Stable

==== See an ActiveProLearn demonstration course with this component====[Démo Live](#)

---

[Back to plugins index](#) - [Back to subsystem index](#) - [Back to catalogue](#)

From:

<https://docsen.activeprolearn.com/> - **Documentation Moodle ActiveProLearn**

Permanent link:

<https://docsen.activeprolearn.com/doku.php?id=bloks:activitypublisher&rev=1781872453>

Last update: **2026/06/19 12:34**

