

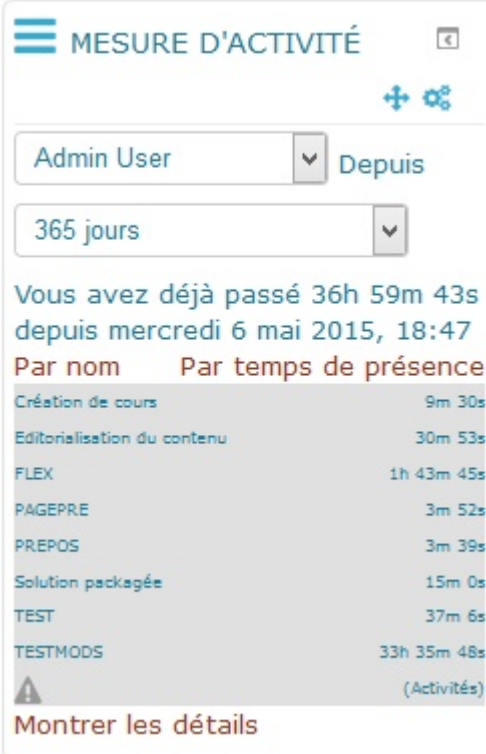




Block Use_Stats / User time stats

- **Component type:** Block
- **Name:** Use Stats
- **Versions:**  to 
- **Older versions:** from 1.9
- **Distribution:** Dual release - public and PRO
- **Availability:** Stable
- **Repository (public):** https://github.com/vfremaux/moodle-block_use_stats
- **Repository (pro):** [Pending publication Moodle Marketplace]



The screenshot shows the 'MESURE D'ACTIVITÉ' block interface. It includes a header with a menu icon, the title 'MESURE D'ACTIVITÉ', and a close button. Below the header are two dropdown menus: one for the user 'Admin User' and another for the duration '365 jours'. The main content area displays the text: 'Vous avez déjà passé 36h 59m 43s depuis mercredi 6 mai 2015, 18:47'. Below this, there are two sorting options: 'Par nom' and 'Par temps de présence'. A table lists various activities with their corresponding durations:

Activity	Duration
Création de cours	9m 30s
Editorialisation du contenu	30m 53s
FLEX	1h 43m 45s
PAGEPRE	3m 52s
PREPOS	3m 39s
Solution packagée	15m 0s
TEST	37m 6s
TESTMODS	33h 35m 48s

At the bottom of the table, there is a warning icon and the text '(Activités)'. Below the table is a button labeled 'Montrer les détails'.

This block provides a central primitive to extract user time tracks from Moodle log. At start, the block was intended to provide users with a rough indication on how much they had spend on courses, and merely for teachers that might have to justify their online time to the learning staff. the road map extended the behaviour of the block to let people auditing learners time spent, and provide a calculation bases for more structured and formatted reports [Training Session Report](#).

Guides

- [Install Guide](#)
- [User Guide](#)
- [Technical Guide](#)

Features

- Time compilation
 - Continuous user track timegaps compilation
 - Implicit session breaks management
 - Tunable 'last record' time bonus on session break
- Cubing (PRO version)
 - Optional compilation of qualified tagging on the logs from 6 parametric queries.
- Display
 - Individual display
 - Display of other users if authorized to
 - Detailed printing of time aggregation
 - Sliding period filter
 - Parametric fixed period filter
- Performance
 - Aggregate cache
- Export (PRO Version)
 - Exporting the time table to PDF (with [Training Session Report](#))

Road Map

- Saving performance adding a pre-aggregation engine to speed up access to results on large usages.

Credits

- 2006 Valéry Frémaux (valery@activeprolearn.com)

Component origin

ActiveProLearn/Mylearning Factory component catalog.

[Back to home](#) - [Back to plugin list order by type](#)

From:

<https://docsen.activeprolearn.com/> - **Documentation Moodle ActiveProLearn**

Permanent link:

<https://docsen.activeprolearn.com/doku.php?id=blocks:usestats&rev=1776959460>

Last update: **2026/04/23 15:51**

